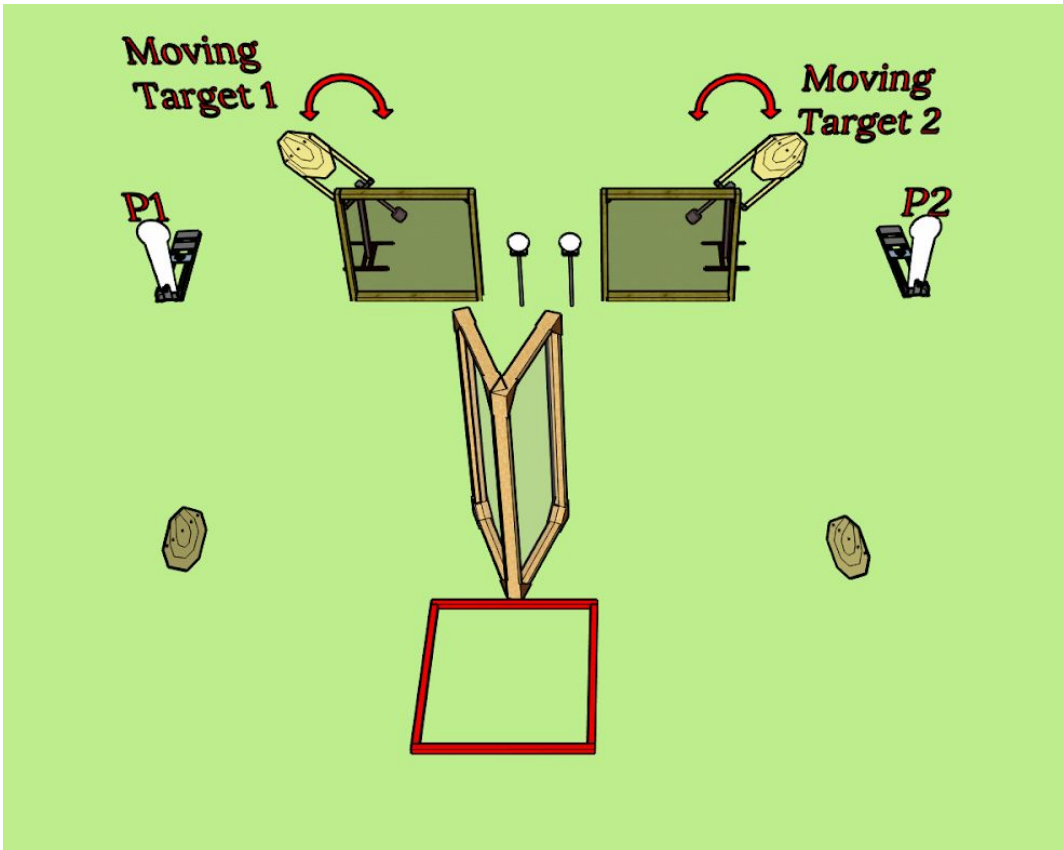
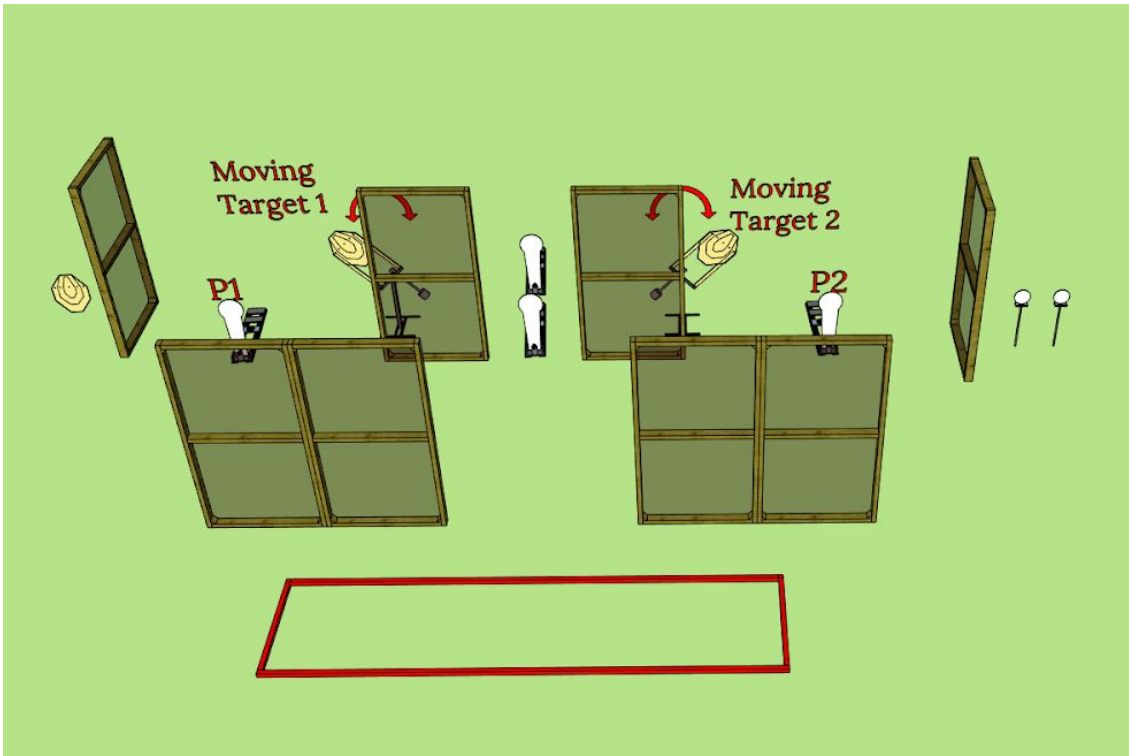


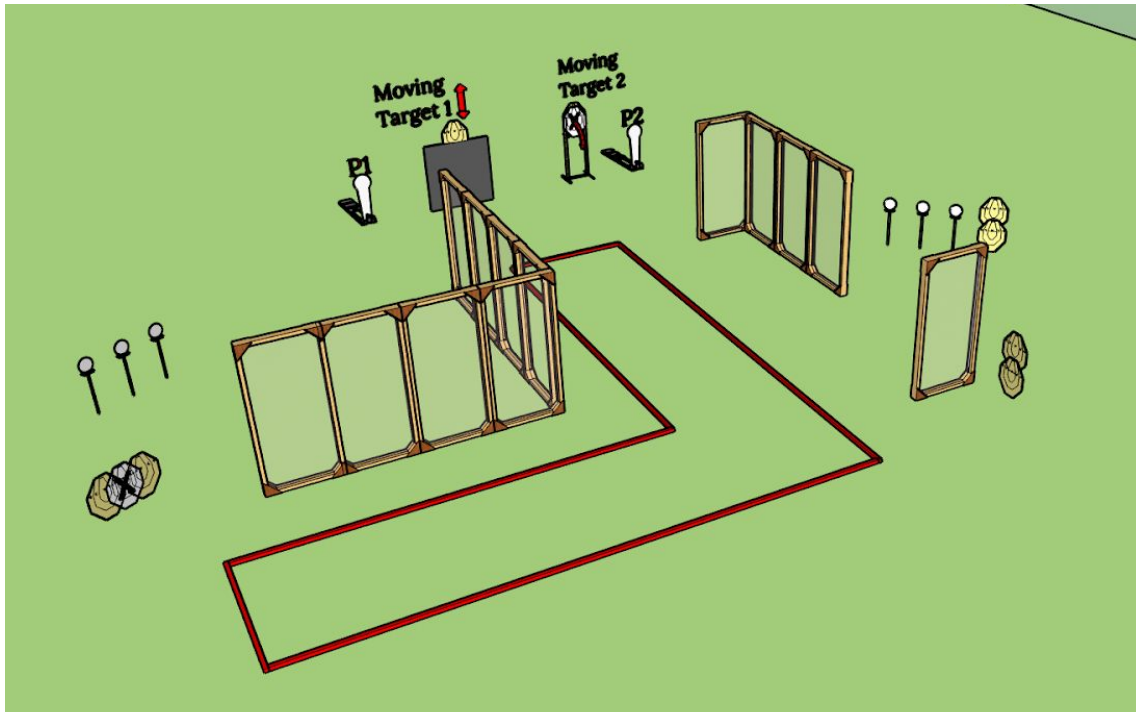
Stage	1
Targets	12 IPSC Targets, 4 IPSC Mini Poppers, 4 IPSC Metal Plates
Number of rounds to be scored	32
Max points	160
The handgun ready condition	
Start position	As demonstrated by the RO
Time starts	Audible signal
Procedure	After the start signal engage the targets.
Safety Angles	
Notes	



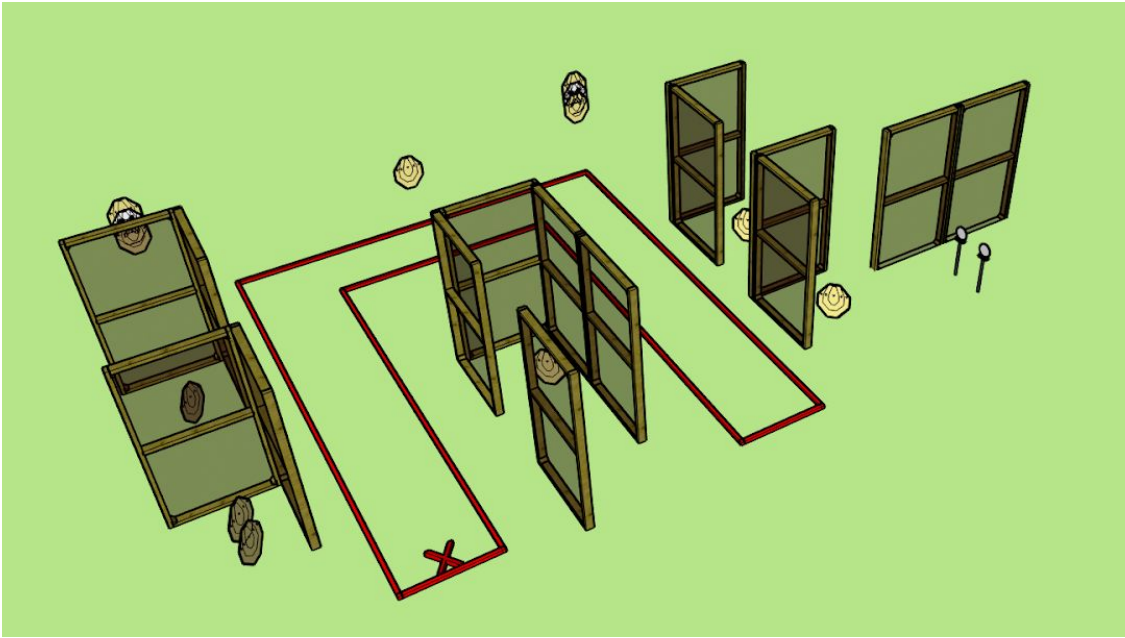
Stage		2
Targets	4 IPSC Targets, 2 IPSC Mini Poppers, 2 IPSC Metal Plates	
Number of rounds to be scored		12
Max points		60
The handgun ready condition		
Start position	As demonstrated by the RO	
Time starts	Audible signal	
Procedure	After start signal, engage targets. IPSC Mini Popper 1 activates moving IPSC Target 1 and IPSC Mini Popper 2 activates moving IPSC Target 2. Moving targets remains visible at rest	
Safety Angles		
Notes		



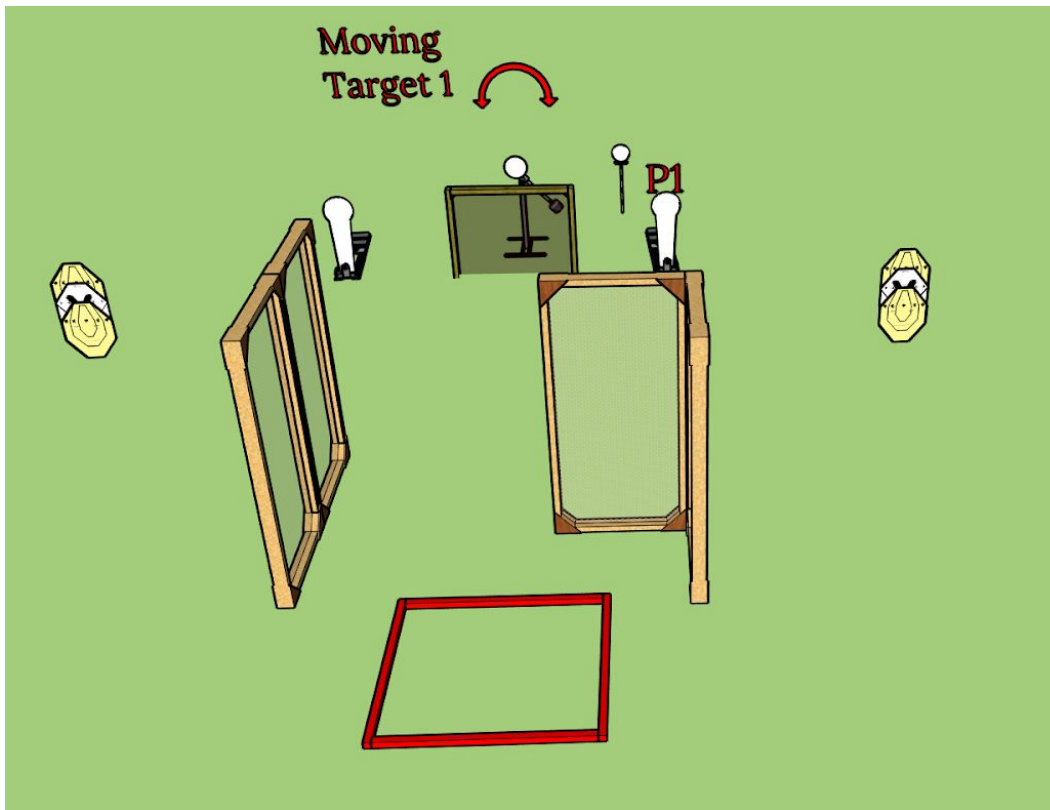
Stage	3
Targets	3 IPSC Targets, 4 IPSC Mini Popper, 2 IPSC Metal Plates
Number of rounds to be scored	12
Max points	60
The handgun ready condition	
Start position	As demonstrated by the RO
Time starts	Audible signal
Procedure	After start signal, engage targets. IPSC Mini Popper 1 activates moving IPSC Target 1 and IPSC Mini Popper 2 activates moving IPSC Target 2. Moving targets remains visible at rest.
Safety Angles	
Notes	



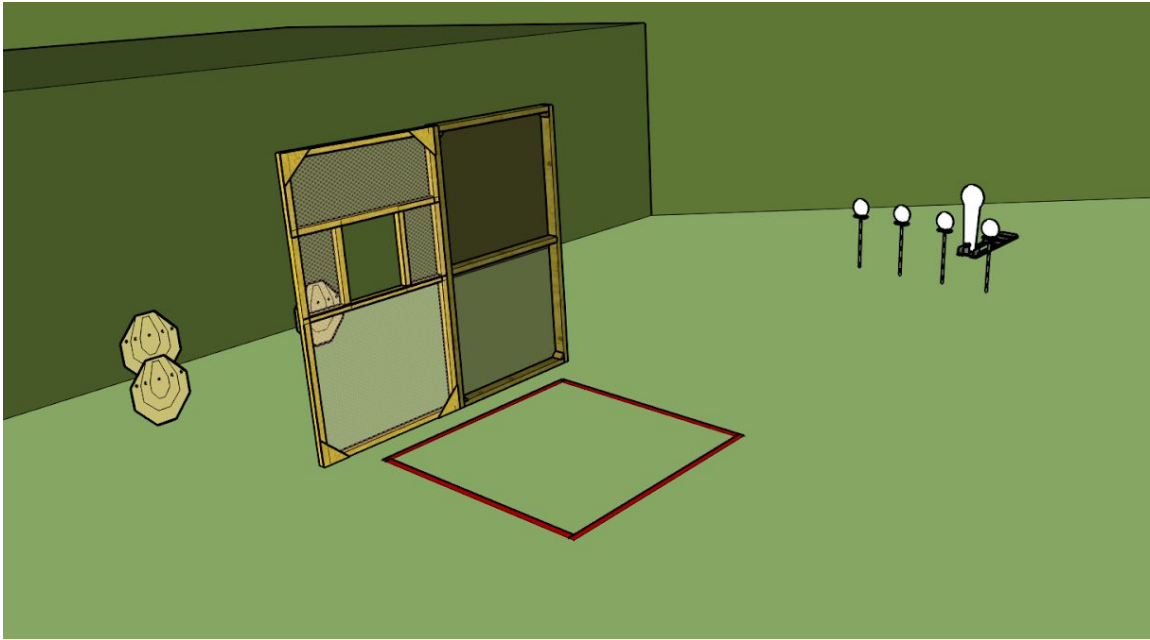
Stage		4
Targets	8 IPSC Targets, 2 IPSC Mini Poppers, 6 IPSC Metal Plates	
Number of rounds to be scored		24
Max points		120
The handgun ready condition		
Start position	Heels on marks, as demonstrated by the RO	
Time starts	Audible signal	
Procedure	After start signal, engage targets. IPSC Mini Popper 1 activates moving IPSC Target 1 and IPSC Mini Popper 2 activates moving IPSC Target 2. Moving targets remains visible at rest	
Safety Angles	Indicated by flags	
Notes	Building on left. Specified unsafe direction by the match organizers, see rule 10.4.1	



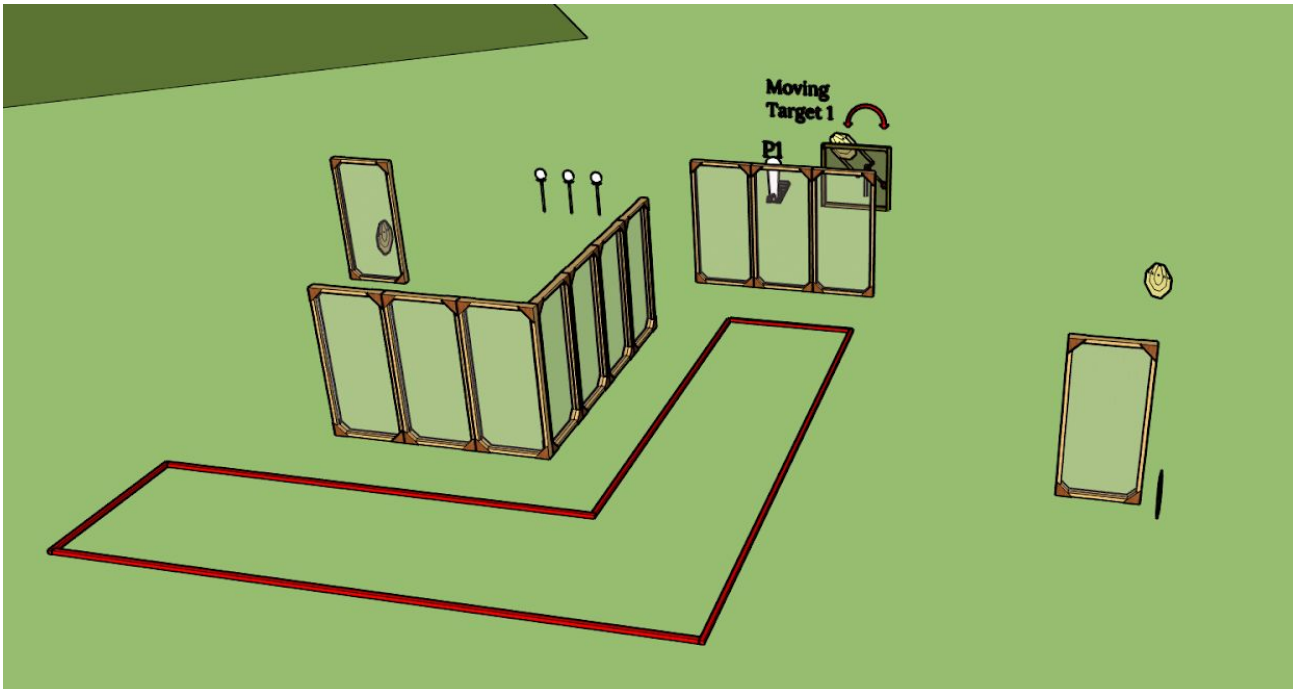
Stage	5
Targets	11 IPSC Targets, 2 IPSC Metal Plates
Number of rounds to be scored	24
Max points	120
The handgun ready condition	
Start position	Feet on marks, as demonstrated by the RO
Time starts	Audible signal
Procedure	After the start signal engage the targets.
Safety Angles	Indicated by flags
Notes	



Stage	6
Targets	4 IPSC Targets, 2 IPSC Mini Poppers, 2 IPSC Metal Plates
Number of rounds to be scored	12
Max points	60
The handgun ready condition	
Start position	As demonstrated by the RO
Time starts	Audible signal
Procedure	After start signal, engage targets. IPSC Mini Popper 1 activates moving Metal Plate Target 1 which remains visible at rest
Safety Angles	
Notes	

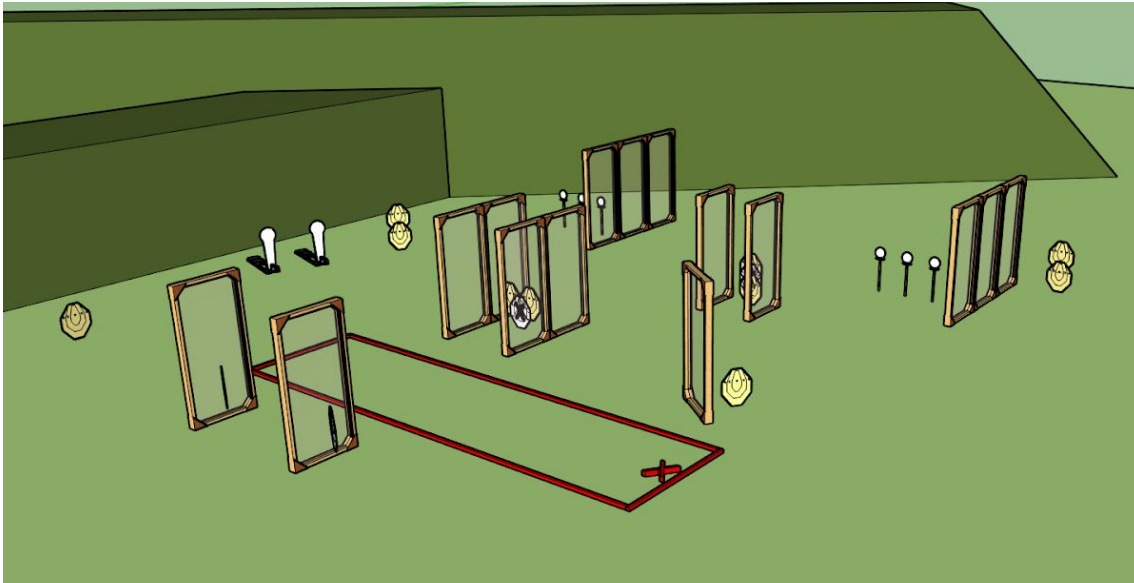


Stage	7
Targets	3 IPSC Targets, 1 IPSC Mini Popper, 4 IPSC Metal Plates
Number of rounds to be scored	11
Max points	55
The handgun ready condition	
Start position	As demonstrated by the RO
Time starts	Audible signal
Procedure	After start signal, engage targets. Strong hand only
Safety Angles	Indicated by flags
Notes	

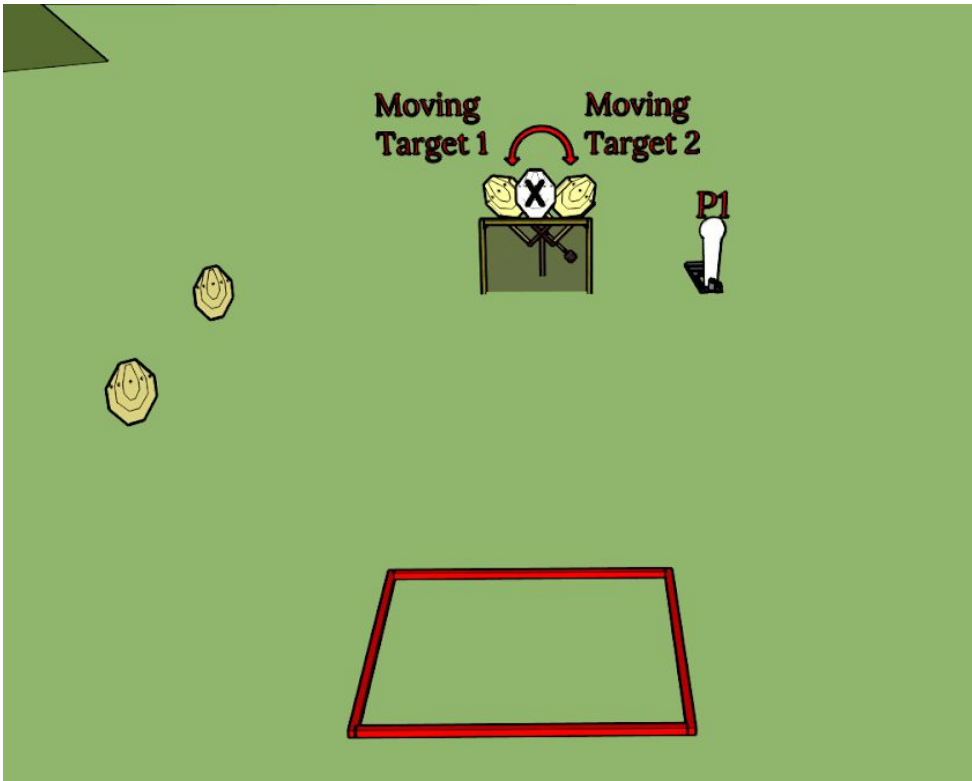


Stage		8
Targets	4 IPSC Targets, 1 IPSC Mini Popper, 3 IPSC Metal Plates	
Number of rounds to be scored		12
Max points		60
The handgun ready condition		
Start position	As demonstrated by the RO	
Time starts	Audible signal	
Procedure	After start signal, engage targets. IPSC Mini Popper 1 activates moving IPSC Target 1 which remains visible at rest	
Safety Angles	Indicated by flags	
Notes		

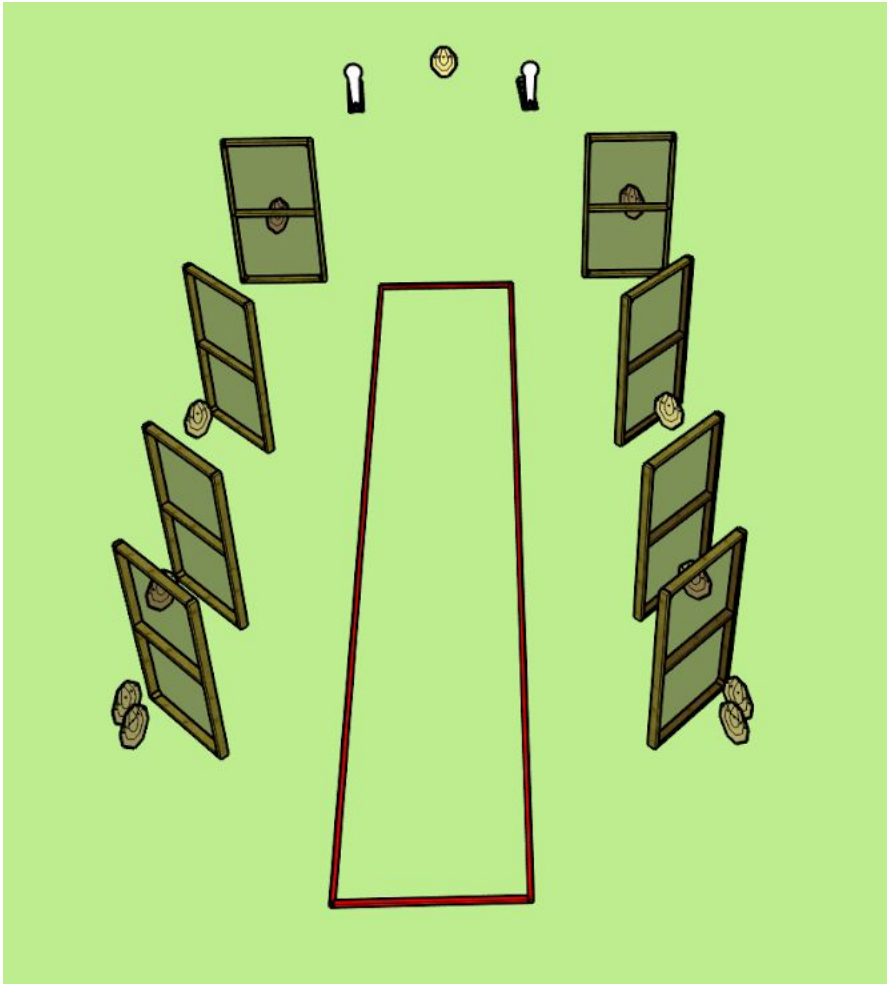




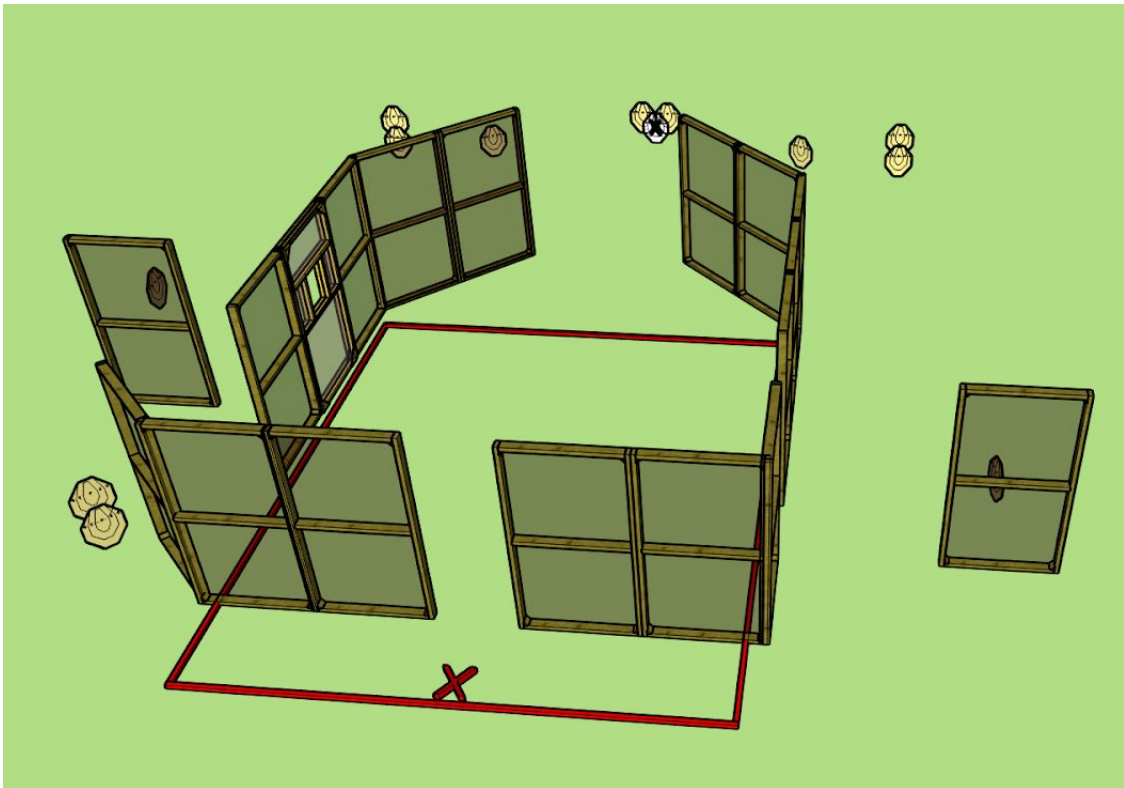
Stage		9
Targets	12 IPSC Targets, 2 IPSC Mini Poppers, 6 IPSC Metal Plates	
Number of rounds to be scored		32
Max points		160
The handgun ready condition		
Start position	As demonstrated by the RO	
Time starts	Audible signal	
Procedure	After the start signal engage the targets.	
Safety Angles		
Notes		



Stage	10
Targets	4 IPSC Targets, 1 IPSC Mini Popper
Number of rounds to be scored	9
Max points	45
The handgun ready condition	
Start position	As demonstrated by the RO
Time starts	Audible signal
Procedure	After start signal, engage targets. IPSC Mini Popper 1 activates moving IPSC Targets 1 and 2 which remains visible at rest
Safety Angles	
Notes	



Stage		11
Targets	11 IPSC Targets, 2 IPSC Popper	
Number of rounds to be scored		24
Max points		120
The handgun ready condition	Chamber empty, magazine inserted, holstered	
Start position	As demonstrated by the RO	
Time starts	Audible signal	
Procedure	After the start signal engage the targets.	
Safety Angles	Indicated by flags	
Notes		



Stage		12
Targets	12 IPSC Targets	
Number of rounds to be scored		24
Max points		120
The handgun ready condition		
Start position	Feet on marks, as demonstrated by the RO	
Time starts	Audible signal	
Procedure	After the start signal engage the targets.	
Safety Angles		
Notes		