



WASA
Match
2008

The logo features the word 'WASA' in large, bold, red letters with a black outline. Below it, 'Match' is written in a yellow, stylized font with a black outline, and '2008' is in a similar yellow font. To the right of the text are two target diagrams: a white one with sections labeled 'A', 'C', and 'D', and a brown one with sections labeled 'A', 'C', and 'D'. The background is a gradient from white at the top to brown at the bottom, with faint white outlines of a target and a target stand.

Pistol Practical Competition. Level II

27.7.2008

Standard
Production
Modified
Open

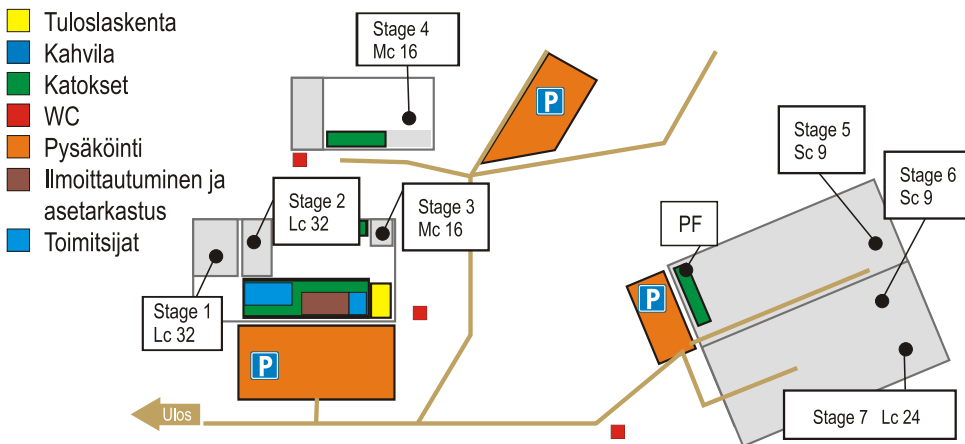
Rata-alueen asemakartta

Kierto: 1, 2, 3, 4, PF, 5, 6, 7

Range officials:

Match director: Hannu Maunula tel. +358500719283

Range Master: Harri Kykkänen tel. +358405833192



Kilpailun aikataulu

	Sq 1	Sq 2	Sq 3	Sq 4	Sq 5	Sq 6	Sq 7
9:00	Stage 1	Stage 2	Stage 3	Stage 4	Stage 5	Stage 6	Stage 7
10:00	Stage 2	Stage 3	Stage 4	PF	Stage 6	Stage 7	Stage 1
11:00	Stage 3	Stage 4	PF	Stage 5	Stage 7	Stage 1	Stage 2
12:00	Stage 4	PF	Stage 5	Stage 6	Stage 1	Stage 2	Stage 3
13:00	PF	Stage 5	Stage 6	Stage 7	Stage 2	Stage 3	Stage 4
14:00	Stage 5	Stage 6	Stage 7	Stage 1	Stage 3	Stage 4	PF
15:00	Stage 6	Stage 7	Stage 1	Stage 2	Stage 4	PF	Stage 5
16:00	Stage 7	Stage 1	Stage 2	Stage 3	PF	Stage 5	Stage 6

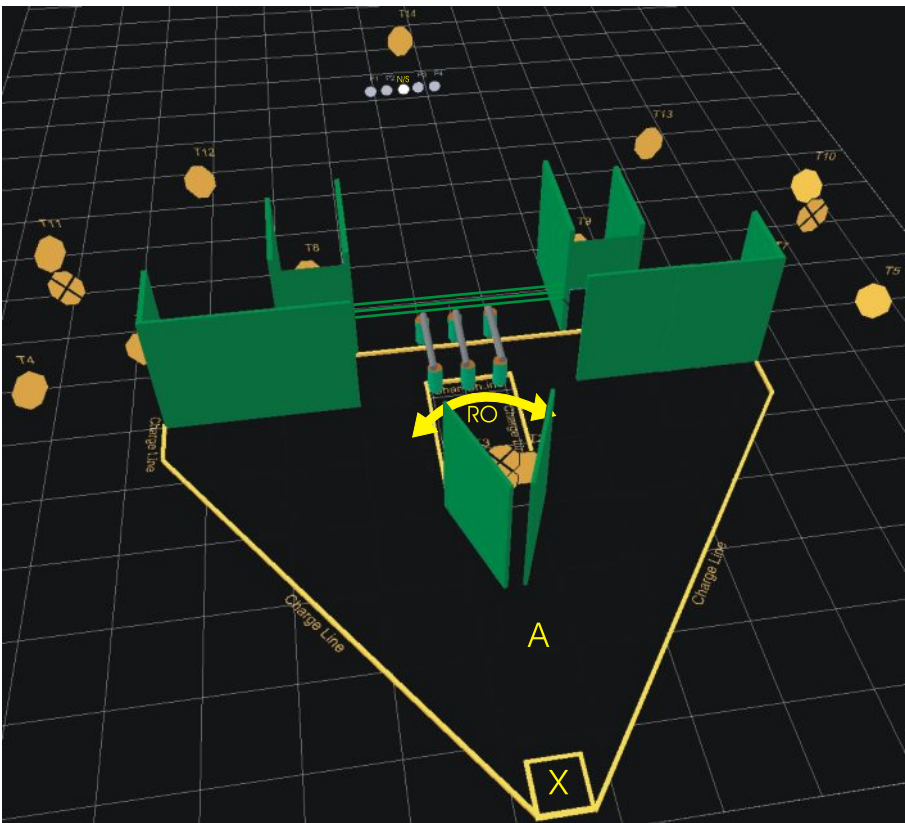
Erillistä ruokailua ei ole määrätty joten jokainen ruokailee kun ehtii. PF aseman ja aseman 5 välinen siirtymä voisi olla hyvä väli kyseiselle toiminnalle.

Kilpailun järjestää yhteistyössä:



Vasa Skyttegille-Vaasan Ampujat r.f



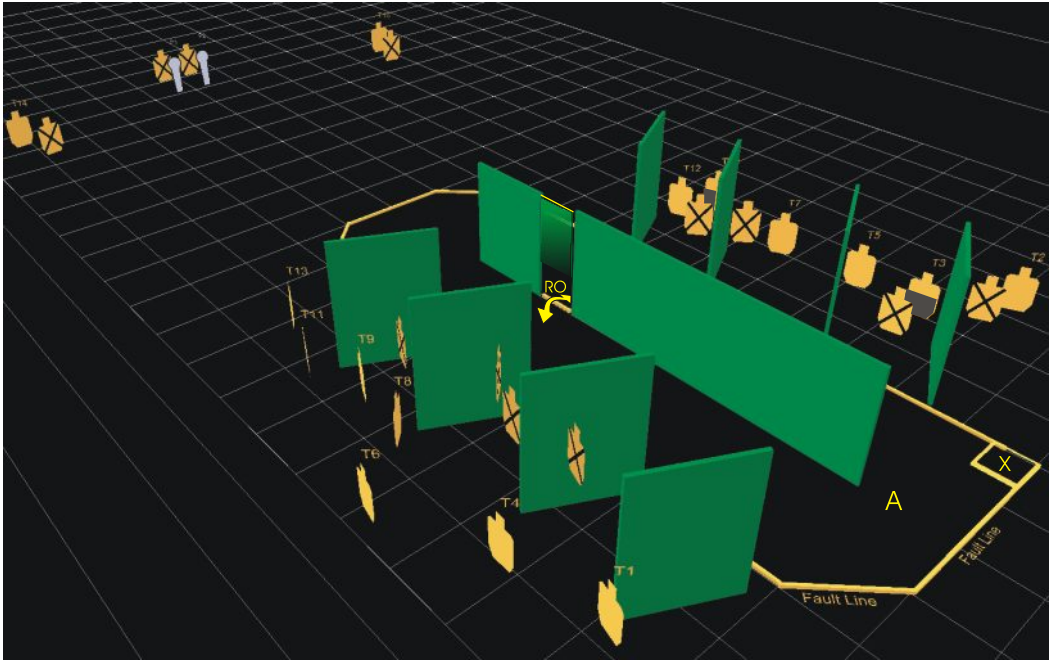


Stage 1: ASEMAFIA.

Type of scoring: Comstock count
 Targets: 14 classic, 4 plates, 1 n/s plate
 Possible points: 160
 Minimum rounds: 32
 Start position: Standing relaxed in area X.
 Start Condition: Gun loaded and safety on in holster.

Time starts: Audible signal.
 Time stops: On the last shot

Penalties: Per the current edition IPSC Rule book
 Procedure: After signal, shoot all targets from marked area A. Free style, free order.
 1 procedural penalty for each fallen rod.
 Competitor must stay inside area A, using RO route as a shortcut gives 2 procedural penalty.

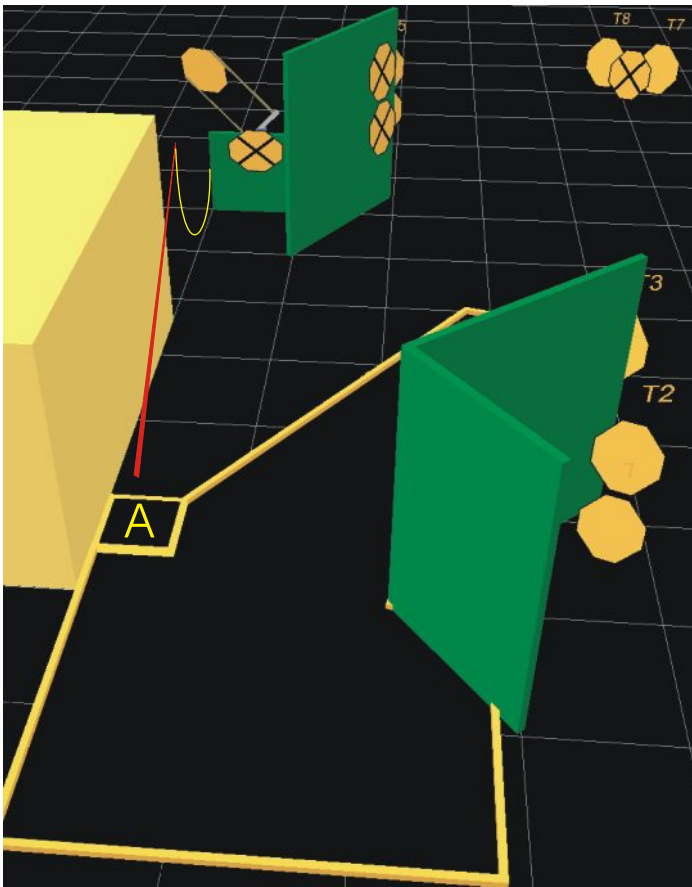


Stage 2: Shoot'em when you see'em!

Type of scoring: Comstock count
 Targets: 15 metric, 2 pepper popper
 Possible points: 160
 Minimum rounds: 32
 Start position: Standing relaxed in the position marked X facing stage left.
 Start Condition: Gun loaded and safety on in holster.

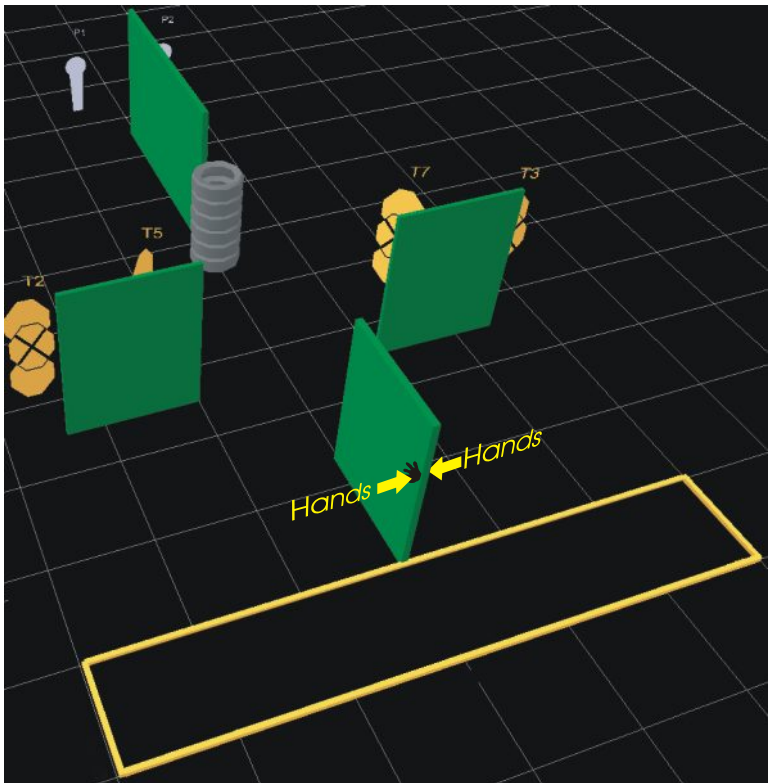
Time starts: Audible signal.
 Time stops: On the last shot

Penalties: Per the current addition IPSC Rule book
 Procedure: After signal, shoot all targets from marked area free style, free order
 Pepper popper must fall down to score.
 Competitor must stay inside area A, using RO route as a shortcut gives 2 procedural penalty.



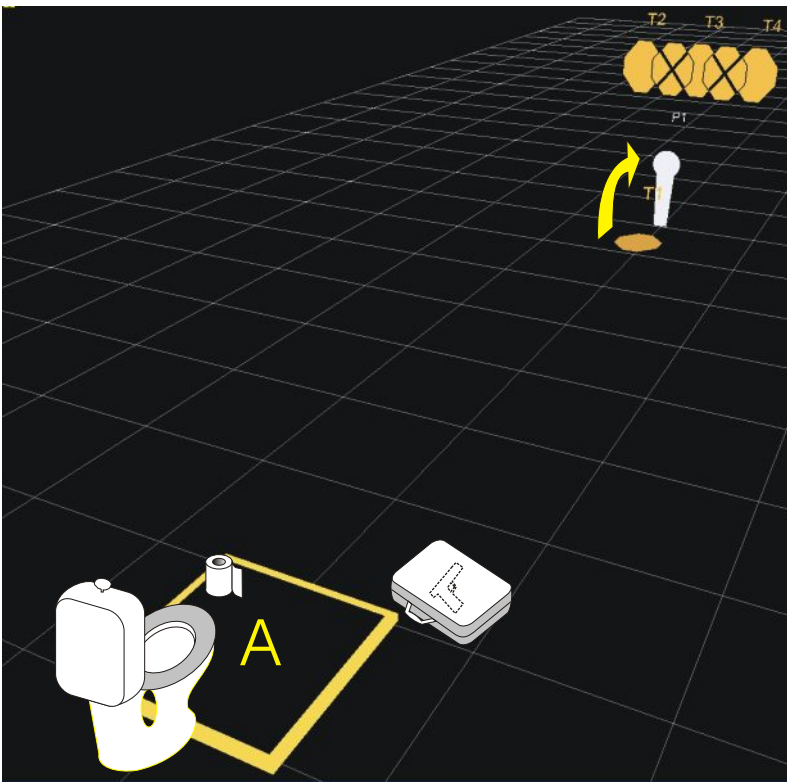
Stage 3: Fisherman ´s Friend or the Enemy?

Type of scoring:	Comstock count
Targets:	8 metric, 4 N/S
Possible points:	80
Minimum rounds:	16
Start position:	Standing relaxed in the area A, holding a fishing pole with both hands.
Start Condition:	Gun loaded and safety on in holster.
Time starts:	Audible signal.
Time stops:	On the last shot
Penalties:	Per the current addition IPSC Rule book
Procedure:	After start signal, pull the fish up (activating swinger) and shoot all targets from the marked area, free style, free order.




Stage 4: Guess who is behind the Corner?

Type of scoring:	Comstock count
Targets:	7 classic, 2 pepper popper
Possible points:	80
Minimum rounds:	16
Start position:	Standing with hands on the marked spots. Gun loaded and safety on in holster.
Start Condition:	Audible signal.
Time starts:	On the last shot
Time stops:	Per the current addition IPSC Rule book
Penalties:	After signal, shoot all targets from marked area free style, free order
Procedure:	Pepper popper must fall down to score



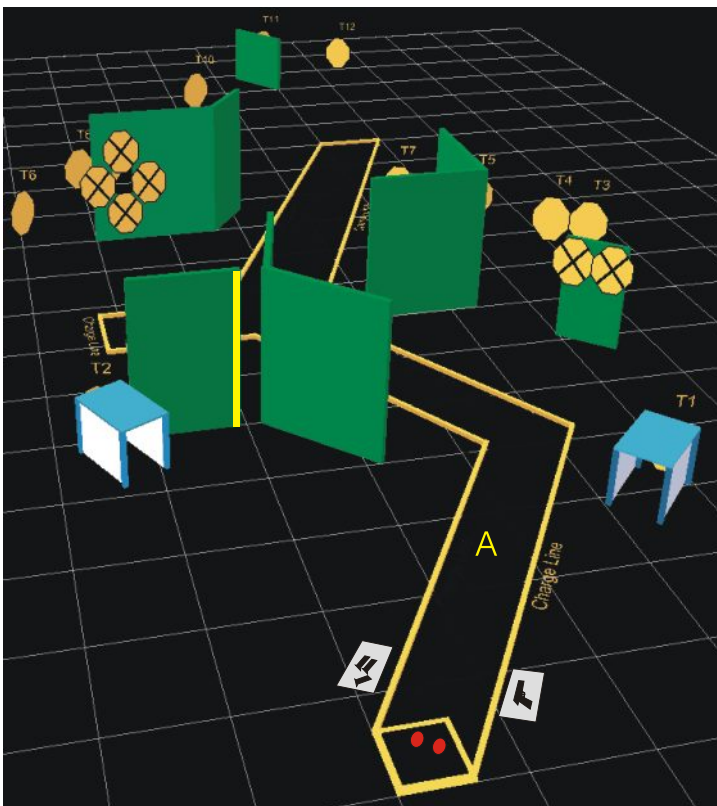
Stage 5: Nightmare in the Toilet!

Type of scoring:	Comstock count
Targets:	4 Classic, 1 pp
Possible points:	45
Minimum rounds:	9
Start position:	Sitting relaxed on the toilet seat, pants down (below knees), holding a toilet roll in one hand.
Start Condition:	All magazines and loaded gun (chamber empty) in the briefcase.
Time starts:	Audible signal.
Time stops:	On the last shot
Penalties:	Per the current edition IPSC Rule book
Procedure:	After signal, shoot all targets from marked area A free style, free order. Falling PP1 reveals T1.



Stage 6: Stop the Car but keep talking!

Type of scoring:	Comstock count
Targets:	3 metric, 1 pp, 2 plate
Possible points:	45
Minimum rounds:	9
Start position:	Standing in area A, holding a mobile phone in listening position with the weak hand.
Start Condition:	Gun loaded and safety on in holster.
Time starts:	Audible signal.
Time stops:	On the last shot
Penalties:	Per the current edition IPSC Rule book
Procedure:	After signal, shoot all targets from marked area A free style, free order The phone must be kept in one hand while shooting.



Stage 7: Be One of the Fast and the Furious!

Type of scoring:	Comstock count
Targets:	12 classic, 6 N/S
Possible points:	120
Minimum rounds:	24
Start position:	On your knees on the marked spot, hands above shoulders ("surrender position")
Start Condition:	All magazines and and unloaded gun on the ground.
Time starts:	Audible signal.
Time stops:	On the last shot
Penalties:	Per the current edition IPSC Rule book
Procedure:	After signal, shoot all targets free style and free order from marked area A.